

## *Barr Body* *The Witness and the Evidence*

*N.B.*

*To read the original article,  
click on one of the following links:*

[Barr Body](#)

[Mystery in Origin & Ignorance in Function](#)



*N.B.*

*The Arabic version of the article is the reference,  
read it on one of the following links:*

[خُلِقَتْ حَوَاءٌ مِنْ ضِلْعِ آدَمَ  
رَائِعَةَ الْإِنِحَاءِ الْفَلْسَفِيِّ وَالْمَجَازِ الْعِلْمِيِّ  
وَجَسِيمٍ بَارٍ.. هُوَ الشَّاهِدُ وَهُوَ الْبَصِيرَةُ](#)



*Traditionally, Barr Body is considered to be inactive Chromosome X. It is up to the pure chance to make this or that X- chromosome non- Active.*



*In contrast, personally, I do believe Barr Body to be the only female sexual chromosome in woman. Whereas, the second chromosome X is just a porter chromosome. The last is the partner of the female sexual chromosome in the duel XX. However, it is not a sexual chromosome per se. It is inherited from the Mother Stem Cell. It remains functional but in a non-sexual way.*

*The female sexual chromosome X is a result of a mistake in mitosis of the Mother Stem Cell. In anaphase, a segment of one chromosome X is avulsed in the profit of the chromosome X of the second daughter cell. The winner daughter cell became a female cell and gave the first woman; Eve. Whereas, the looser cell became a male cell and gave the first man; Adam.*



*The Female Sexual Chromosome X rests string-like in Oocytes, in Ovum, and in a very early stage of female fetus. Hence after, it takes the form of the famous Barr Body. For more details, [see the linked video](#):*
























*One can also read:*

-  [\*Neural Conduction, Personal View vs. International View \(Innovated\)\*](#)
-  [\*Upper Motor Neuron Lesions, Pathophysiology of Symptomatology\*](#)
-  [\*Neural Conduction, Action Pressure Waves \(Innovated\)\*](#)
-  [\*Neural Conduction, Action Potentials \(Innovated\)\*](#)
-  [\*Neural Conduction, Action Electrical Currents \(Innovated\)\*](#)
-  [\*The Function of Action Potentials \(Innovated\)\*](#)
-  [\*The Three Phases of Neural Conduction \(Innovated\)\*](#)
-  [\*Neural Conduction in the Synapse \(Innovated\)\*](#)
-  [\*Sensory Receptors\*](#)
-  [\*Nodes of Ranvier, the Equalizers \(Innovated\)\*](#)
-  [\*Nodes of Ranvier, the Functions \(Innovated\)\*](#)

-  [\*Nodes of Ranvier, First Function \(Innovated\)\*](#)
-  [\*Nodes of Ranvier, Second Function \(Innovated\)\*](#)
-  [\*Nodes of Ranvier, Third Function \(Innovated\)\*](#)
-  [\*Node of Ranvier The Anatomy\*](#)
-  [\*The Philosophy of Pain, Pain Comes First! \(Innovated\)\*](#)
-  [\*The Philosophy of the Form \(Innovated\)\*](#)
-  [\*Spinal Injury, Pathophysiology of Spinal Shock, Pathophysiology of Hyperreflexia\*](#)
-  [\*Who Decides the Sex of Coming Baby?\*](#)
-  [\*Spinal Shock \(Innovated\)\*](#)
-  [\*The Clonus \(Innovated\)\*](#)
-  [\*Hyperactivity Hyperreflexia \(Innovated\)\*](#)
-  [\*Hyperreflexia, Extended Sector of Reflex\*](#)
-  [\*Hyperreflexia, Bilateral Responses\*](#)
-  [\*Hyperreflexia, Multiple Responses\*](#)
-  [\*Nerve Conduction Study, Wrong Hypothesis is the Origin of the Misinterpretation \(Innovated\)\*](#)
-  [\*Wallerian Degeneration \(Innovated\)\*](#)
-  [\*Neural Regeneration \(Innovated\)\*](#)
-  [\*Wallerian Degeneration Attacks Motor Axons, While Avoids Sensory Axons\*](#)
-  [\*Barr Body, the Whole Story \(Innovated\)\*](#)
-  [\*Boy or Girl, Mother Decides!\*](#)
-  [\*Adam's Rib and Adam's Apple, Two Faces of one Sin\*](#)
-  [\*The Black Hole is a \(the\) Falling Star?\*](#)
-  [\*Adam's Rib, could be the Original Sin?\*](#)
-  [\*Pronator Teres Syndrome, Struthers Like Ligament \(Innovated\)\*](#)

-  [\*Function of Standard Action Potentials & Currents\*](#)
-  [\*Posterior Interosseous Nerve Syndrome\*](#)
-  [\*Spinal Reflex, New Hypothesis of Physiology\*](#)
-  [\*Hyperreflexia, Innovated Pathophysiology\*](#)
-  [\*Clonus, 1<sup>st</sup> Hypothesis of Pathophysiology\*](#)
-  [\*Clonus, 2<sup>nd</sup> Hypothesis of Pathophysiology\*](#)
-  [\*Clonus, Two Hypotheses of Pathophysiology\*](#)
-  [\*Hyperreflexia \(1\), Pathophysiology of Hyperactivity\*](#)
-  [\*Hyperreflexia \(2\), Pathophysiology of bilateral Responses\*](#)
-  [\*Hyperreflexia \(3\), Pathophysiology of Extended Hyperreflex\*](#)
-  [\*Hyperreflexia \(4\), Pathophysiology of Multi-Response Hyperreflex\*](#)
-  [\*Barr Body, the Second Look\*](#)
-  [\*Mitosis in Animal Cell\*](#)
-  [\*Meiosis\*](#)
-  [\*Universe Creation, Hypothesis of Continuous Cosmic Nebula\*](#)
-  [\*Circulating Sweepers\*](#)
-  [\*Pneumatic Petrous, Bilateral Temporal Hyperpneumatization\*](#)
-  [\*Ulnar Nerve, Congenital Bilateral Dislocation\*](#)
-  [\*Oocytogenesis\*](#)
-  [\*Spermatogenesis\*](#)
-  [\*This Woman Can Only Give Birth to Female Children\*](#)
-  [\*This Woman Can Only Give Birth to Male Children\*](#)
-  [\*This Woman Can Give Birth to Female Children More Than to Male Children\*](#)
-  [\*This Woman Can Give Birth to Male Children More Than to Female Children\*](#)

-  [\*This Woman Can Equally Give Birth to Male Children & to Female Children\*](#)
-  [\*Piriformis Muscle Injection Personal Approach\*](#)
-  [\*Eve Saved Human's Identity, Adam Ensured Human's Adaptation\*](#)
-  [\*Corona Virus \(Covid-19\): After Humiliation, Is Targeting Our Genes\*](#)
-  [\*Claw Hand Deformity \(Brand Operation\)\*](#)
-  [\*Corona Virus \(Covid-19\): After Humiliation, Is Targeting Our Genes\*](#)
-  [\*Barr Body; Mystery of Origin & Ignorance of Function\*](#)
-  [\*The Multiple Sclerosis: The Causative Relationship Between The Galvanic Current & Multiple Sclerosis?\*](#)
-  [\*Liver Hemangioma: Urgent Surgery of Giant Liver Hemangioma Because of Intra-Tumor Bleeding\*](#)
-  [\*Cauda Equina Injury, New Surgical Approach\*](#)
  
-  [\*Ulnar Dimelia, Mirror hand Deformity\*](#)
-  [\*Carpal Tunnel Syndrome Complicated by Complete Rupture of Median Nerve\*](#)
-  [\*Presacral Schwannoma\*](#)
-  [\*Congenital Bilateral Thenar Hypoplasia\*](#)
-  [\*Biceps Femoris' Long Head Syndrome \(BFLHS\)\*](#)
-  [\*Algodystrophy Syndrome Complicated by Constricting Ring at the Proximal Border of the Edema\*](#)
-  [\*Mandible Reconstruction Using Free Fibula Flap\*](#)
-  [\*Non- Traumatic Non- Embolic Acute Thrombosis of Radial Artery \(Buerger's Disease\)\*](#)
-  [\*Isolated Axillary Tuberculosis Lymphadenitis\*](#)
-  [\*Free Para Scapular Flap \(FPSF\) for Skin Reconstruction\*](#)
-  [\*Three Steps of Neural Conduction\*](#)